




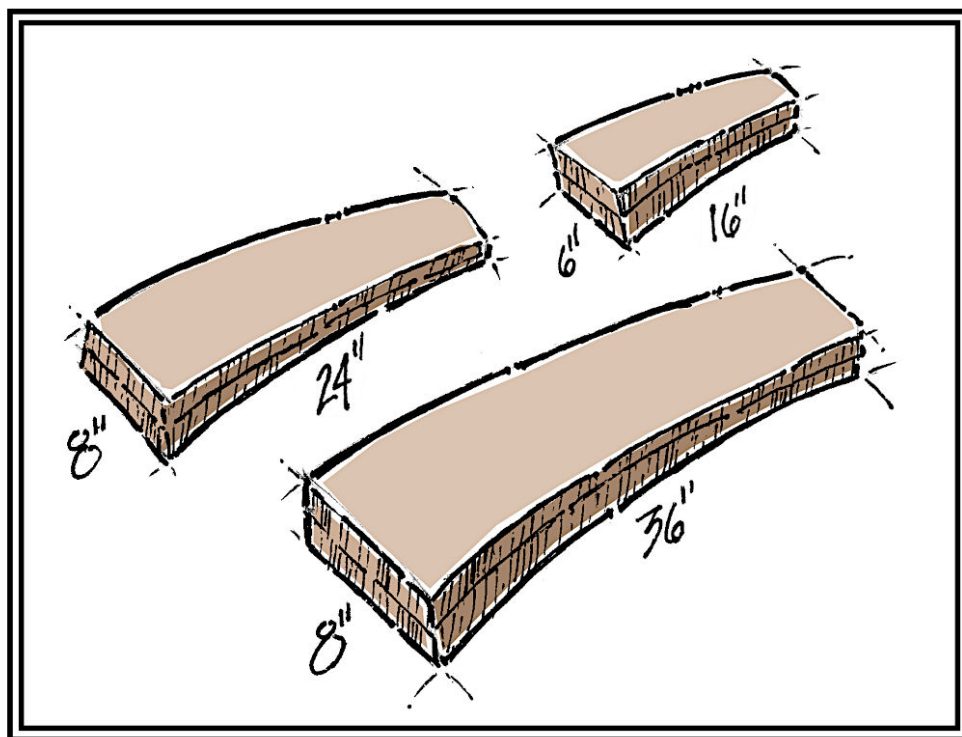
Cecelia  
Ceiling  
Tile

# Portable Building Boards

Ceiling Tile Cutting Pattern Showing Sizes and Order of Cuts



Marvin  
Modeling  
Pin



## Incredible !

FROM ONE (1)  
2 FOOT X 4 FOOT  
CEILING TILE YOU  
CAN MAKE ONE  
EACH OF THESE  
THREE (3)  
CONVENIENT  
SIZES:

36" x 8"

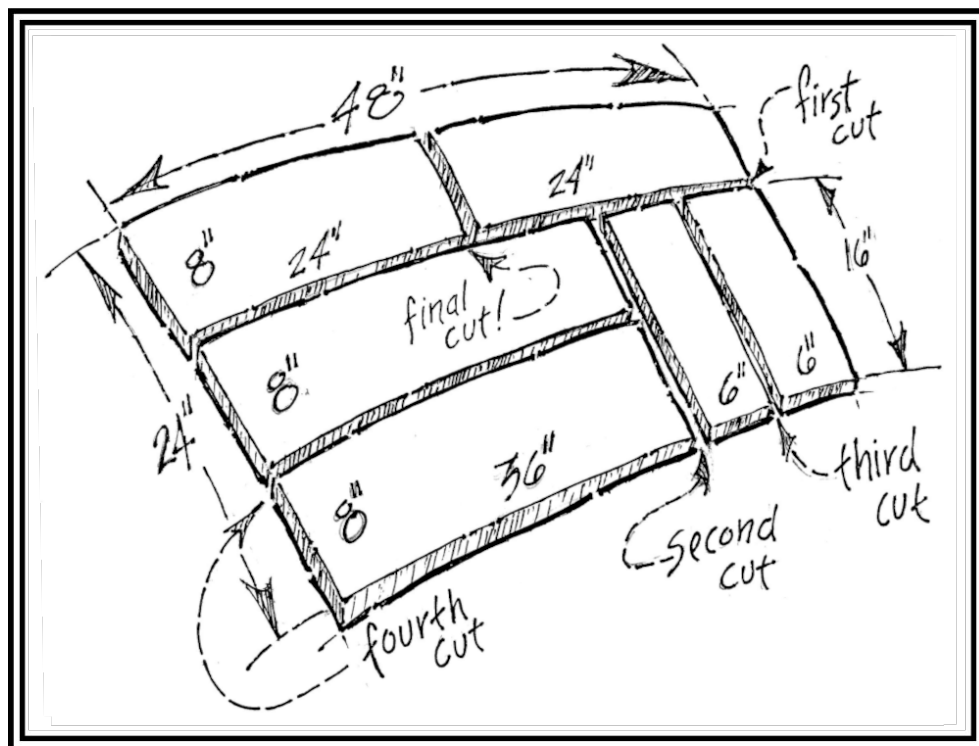
24" x 8"

16" x 6"

SKETCHES BY JEFFREY (JB) NISLEY. BY YOUR ENTHUSIASM FOR THIS  
WEB PAGE – THE VISITORS OF [KCFreeFlight.org](http://KCFreeFlight.org) HAVE MADE THIS  
THE WEBSITE'S #1 PAGE. IF YOU'RE A FAN – TELL YOUR FRIENDS !!! :D

## Ceiling Tile Cutting Diagram

NOTE THAT IT IS  
NECESSARY TO  
CLOSELY FOLLOW  
THE ORDER OF  
CUTS. GLUE  
TOGETHER BROWN  
SIDES FACING OUT  
WITH WHITE GLUE  
AND LET DRY ON A  
FLAT COUNTER TOP  
WEIGHTED HEAVILY  
FOR 48 HRS.



VISIT [CASEY'S \(KC'S\) FREE FLIGHT BLOG](http://CASEY'S (KC'S) FREE FLIGHT BLOG) FOR ALL YOUR AEROMODELLING NEEDS.